



Ruth Miskin
Training



St Andrew's C Of E Primary School



Reception Parents/Carers
Meeting

*Introduction to
Read Write Inc.*

Thursday 28th October 2023

7 Sandy's Row | London | E1 7HW | 01275 331 230 | ruthmiskin.com

Reading changes everything

Teach a child to read and keep that child reading and we will change everything.

And I mean everything.

Jeanette Winterson

Why do we need to learn to read at a young age?

- To develop a love of stories
- To access all areas of the curriculum
- To better understand the world around us
- To help improve our life chances and future a careers
- To support our mental wellbeing

Which books did you enjoy as a child?

Why do you think you enjoyed them?

Read Write Inc at St Andrew's

- Children learning to read in YR– Y2
- Older children who need to 'catch up'
- Fresh Start – Year 5 and Year 6
- Taught in groups based on their stage of reading

Read Write Inc. Phonics daily lessons 9.05-9.45am




One-to-one tutoring – ‘keep up, not catch up!’



Read Write Inc.

Focused catch up
support for
reading




Read Write Inc.

Fresh Start

Fast Track Tutoring
Handbook

Series developed by
Ruth Miskin



OXFORD

What is phonics?

Sounds

The sound that a letter or collection of letters make

Graphemes























The letter(s) shapes that make the sound

English alphabetic code

- 44 sounds
- 26 letters
- Over 150+ graphemes (letter combinations)

One of the most complex alphabetic codes in the world.

Speed Sounds Set 1

m 	a 	s 	d 	t 
i 	n 	p 	g 	o 
c 	k 	u 	b 	f 
e 	l 	h 	sh 	r 
j 	v 	y 	w 	th 
z 	ch 	qu 	x 	ng nk

Speed Sounds Set 1 and Set 2

Consonant sounds – stretchy

f	l	m	n	r	s	v	z	sh	th	ng
										nk

Consonant sounds – bouncy

b	c	d	g	h	j	p	qu	t	w	x	y	ch
	k											

Vowel sounds – bouncy

a	e	i	o	u
---	---	---	---	---

Vowel sounds – stretchy

ay	ee	igh	ow
----	----	-----	----

Vowel sounds – stretchy

oo	oo	ar	or	air	ir	ou	oy
----	----	----	----	-----	----	----	----

Pure Sounds (ruthmiskin.com)

See video on Ruth Miskin site as it is too large to save on the school website

Speed Sounds Set 3

Consonant sounds

f	l	m	n	r	s	v	z	sh	th	ng
ff	ll	mm	nn	rr	ss	ve	zz	ti		nk
ph	le	mb	kn	wr	se		s	ci		
					c		se			
					ce					

b	c	d	g	h	j	p	qu	t	w	x	y	ch
bb	k	dd	gg		g	pp		tt	wh			tch
	ck				ge							
	ch				dge							

Vowel sounds

a	e	i	o	u	ay	ee	igh	ow
	ea				<u>a-e</u>	<u>e-e</u>	<u>i-e</u>	<u>o-e</u>
					ai	y	ie	oa
						ea	i	o
						e	y	

oo	oo	ar	or	air	ir	ou	oy	ire	ear	ure
<u>u-e</u>			oor	are	ur	ow	oi			
ue			ore		er					
ew			aw							
			au							

Sounds + blending = reading



+

sat

Fred



Teach spelling using Fred Fingers



Accuracy

Fluency

Comprehension

Read and enjoy at home

What can I do?

1. Use pure sounds, not letter names
2. Use Fred Talk to read and spell words
3. Aim to listen to your child read their Storybook every day
4. Aim to read stories to your child every day

IT TAKES A
VILLAGE

to raise
a child.




**Ruth Miskin
Training**



Listening to your child read

Use the books for guidance and ideas



'Special Friends', 'Fred Talk', read the word

1.4

ship

Black Hat Bob

Black Hat Bob
is on his ship.

This is his peg leg.



Red Words

I



said

This is Red Hat Rob.




“I will grab that cash box,” he said.

Which books will children bring home every Friday?



Book Bag Books

- Extra reading practice at home
- Uniquely matched to the *Read Write Inc. Phonics Storybooks*.
- Reinforce children's learning of phonics at the appropriate level.
- Helps to make even faster progress in reading.



What can you do?

- Listen to your child read the same Storybook again and again
- Encourage them to use 'Special Friends', 'Fred Talk', 'read the word'
- Discuss the story and encourage their storyteller voice
- Let your children see you read

-
- Talk about your favourite books as a child
 - Share books without words to encourage your child to develop their speech and story language
 - Use the virtual classroom and flash cards to improve fluency

‘Let’s get speedy!’

Children who never have a story read to them, who never hear words that rhyme, who never imagine fighting with dragons or marrying a prince, have the odds overwhelmingly against them.





Maryanne Wolf

What makes children happy?

- Read for fun on most days
- Share meal times and talk together
- Cut down on TV viewing and tablet time
- Do things together – visit local places: farms, parks, museums
- Teach their children new skills and knowledge - cooking, drawing, music, sport
- Listen to each other


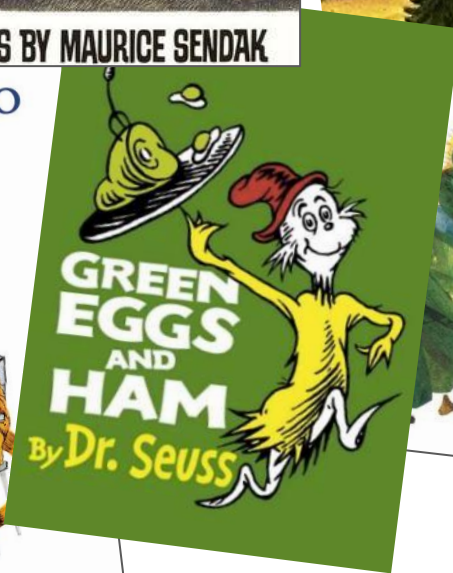

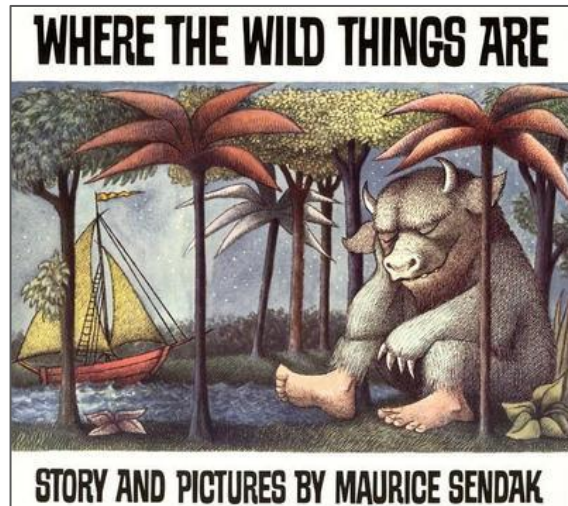
Repeated readings Again! Again!

Children are wired to thrive on **repetition**



Room on the Broom

Story time in school – all year groups



Storytime at home

- Read *to* your children every day
- Ask lots of questions and share opinions
- Let your children see you reading books, newspapers, magazines

10 things your child learns when you read aloud stories and poems every day

1. Sustain attention
2. Appreciate rhythm and rhyme
3. Build pictures in their minds from the words on the page
4. Understand humour and irony
5. Use new words and phrases in different contexts - and later in writing
6. Learn new vocabulary and knowledge of the world
7. Think about characters' feelings and use appropriate voices
8. Follow a plot with all its twists and turns
9. Understand suspense and predict what's about to happen next
10. Link sentences and ideas from one passage to the next

Top Tips - Storytime

1. Make it a treat
2. Make it a special quiet time
3. Show curiosity
4. Read story once without stopping
5. Chat about the story
6. Avoid testing with questions
7. Link to other stories and experiences
8. Read favourites over and over again
9. Use different voices
10. Love the book

We're going on a bear hunt

Be a 'talk-a-lot' family

- **Talk** to your child as much as possible
- Use new and ambitious vocabulary
- Build interesting sentences together

What can you do?

1. Read the same stories aloud again and again
2. Read with enthusiasm – love each story
3. Use a range of vocabulary with your child

**Children are made readers on the laps
of their parents.**

Emilie Buchwald



**Ruth Miskin
Training**



Fred Talk

Reading changes everything

Teach a child to read and keep that child reading and we will change everything.

And I mean everything.

Jeanette Winterson

Fred Talk routine

1. Say the word in sounds as Fred e.g. c-a-t.
2. Ask your child to repeat. Can they 'jump-in' with the whole word?
3. Say the word in sounds followed by the whole word e.g. c-a-t, cat
4. Ask your child to repeat



Fred games and Fred talk throughout the day

Shall we have some **l-u-n-ch**?

What would you like to **p-l-ay**?

Let's put on your **c-oa-t**.



Reading with Fred Talk

m

a

t

mat

What can I do?

1. Speak like Fred throughout the day
2. Play Fred games
3. Use 'Fred Talk, read the word' to read words
4. Use the virtual classroom links that your child's class teacher will send home each half term



**Ruth Miskin
Training**



Set 1 Sounds

Name the pictures



Teaching letter formation

Handwriting phrases for helping your child to form letters

This works best if your child practises for a short time every day.

1. Show the picture side and air-write as you say the phrase.
2. Ask your child to practise in the air with you.
3. Using a sharp pencil and sat at a table, encourage your child to have a go.
4. Praise your child for their efforts.

m Maisie, mountain, mountain
a round the apple, down the leaf
s slither down the snake
d round his bottom, up his tall neck and down to his feet
t down the tower, across the tower
i down the body, dot for the head
n down Nobby, over his net
p down the plait and over the pirate's face
g round her face, down her hair and give her a curl



What can I do?

1. Use pure sounds, not letter names
2. Teach the picture names
3. Practise reading sounds speedily -
‘review, review, review’
4. Use the handwriting phrases for writing only



**Ruth Miskin
Training**



Set 2 and Set 3 Sounds

Speed Sounds Set 2

Consonant sounds – stretchy

f	l	m	n	r	s	v	z	sh	th	ng
										nk

Consonant sounds – bouncy

b	c	d	g	h	j	p	qu	t	w	x	y	ch
	k											

Vowel sounds – bouncy

a	e	i	o	u
---	---	---	---	---

Vowel sounds – stretchy

ay	ee	igh	ow
----	----	-----	----

Vowel sounds – stretchy

oo	oo	ar	or	air	ir	ou	oy
----	----	----	----	-----	----	----	----

Speed Sounds Set 3

Consonant sounds

f	l	m	n	r	s	v	z	sh	th	ng
ff	ll	mm	nn	rr	ss	ve	zz	ti		nk
ph	le	mb	kn	wr	se		s	ci		
					c		se			
					ce					

b	c	d	g	h	j	p	qu	t	w	x	y	ch
bb	k	dd	gg		j	pp		tt	wh			tch
	ck				g							
	ch				ge							
					dge							

Vowel sounds

a	e	i	o	u	ay	ee	igh	ow
	ea				<u>a-e</u>	<u>e-e</u>	<u>i-e</u>	<u>o-e</u>
					ai	y	ie	oa
						ea	i	o
						e	y	

oo	oo	ar	or	air	ir	ou	oy	ire	ear	ure
<u>u-e</u>			oor	are	ur	ow	oi			
ue			ore		er					
<u>ew</u>			<u>aw</u>							
			au							

Picture Phrases

ay



may I play?

2. day, play, may, way, lay, say, tray, spray

aw



yawn at dawn

3. saw, raw, law, straw, dawn, paw,
crawl, jaw, claw, yawn

'Special Friends', 'Fred Talk', read the word

spray

crawl

Miss Wakeham – Speeds sounds session



**Ruth Miskin
Training**



Phonics Screening Check

What is the Phonics Screening Check?

- A word-reading test at the end of Year 1
- Children read 40 words

'Special Friends', 'Fred Talk', read the word

1.4

ship



Nonsense words



sheb



glight



ched



teb

What can you do?

1. Use 'Special Friends', 'Fred Talk',
read the word' to read words
2. Practise reading sounds speedily -
'review, review, review'
3. Aim to listen to your child read their
Storybook every day

Online resources available

Ruth Miskin Parents' Page:

<http://www.ruthmiskin.com/en/parents/>

Ruth Miskin Facebook:

<https://www.facebook.com/miskin.education>

Free e-books for home reading:

<http://www.oxfordowl.co.uk/Reading/>

Any other questions

Q&A

Paula Dwan – Early Reading Leader
paula.dwan@ldst.org.uk